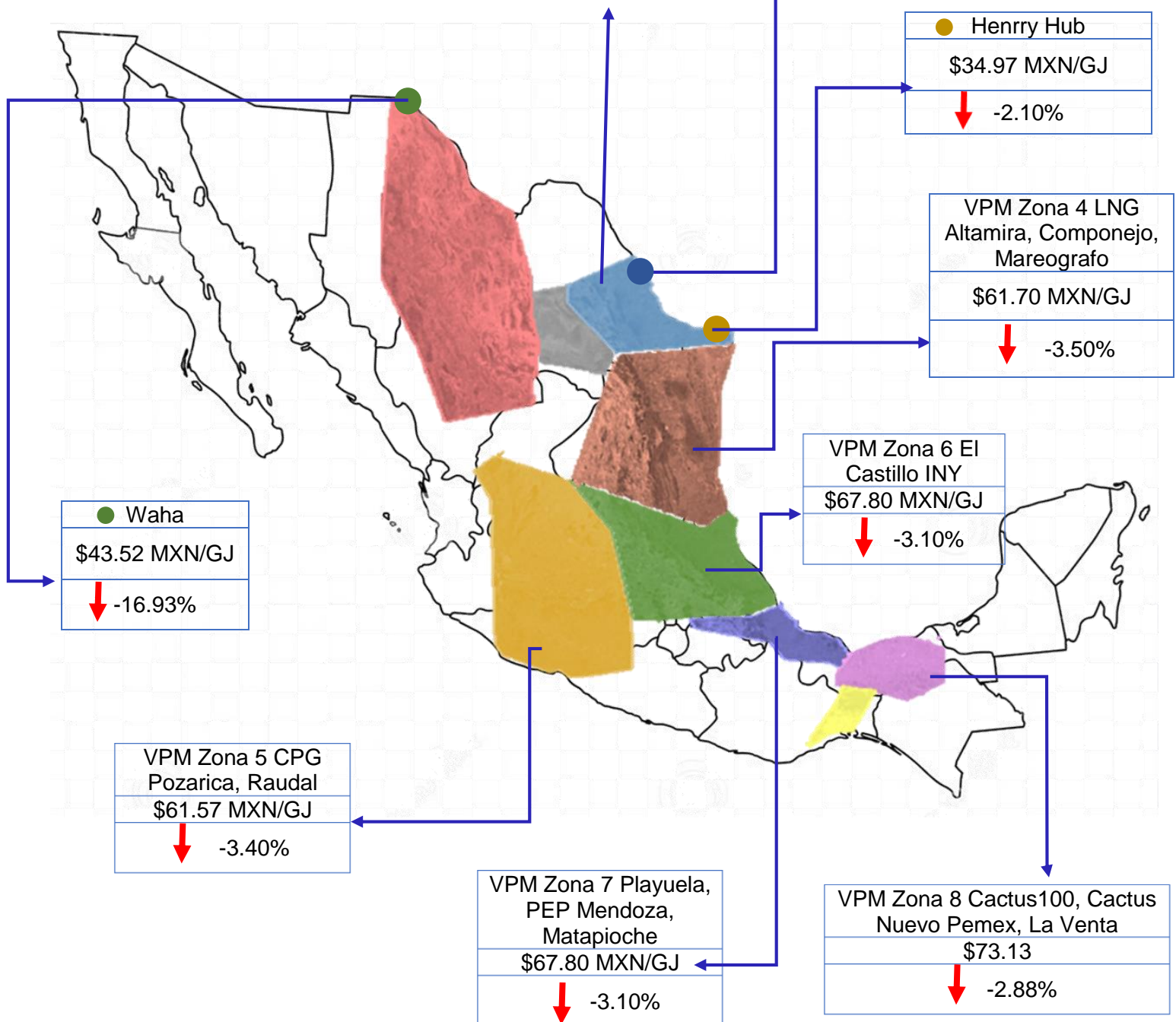


REPORTE MENSUAL DE ENERGÍA EN MÉXICO

 Tipo de cambio
 \$ 20.50 MXN/USD

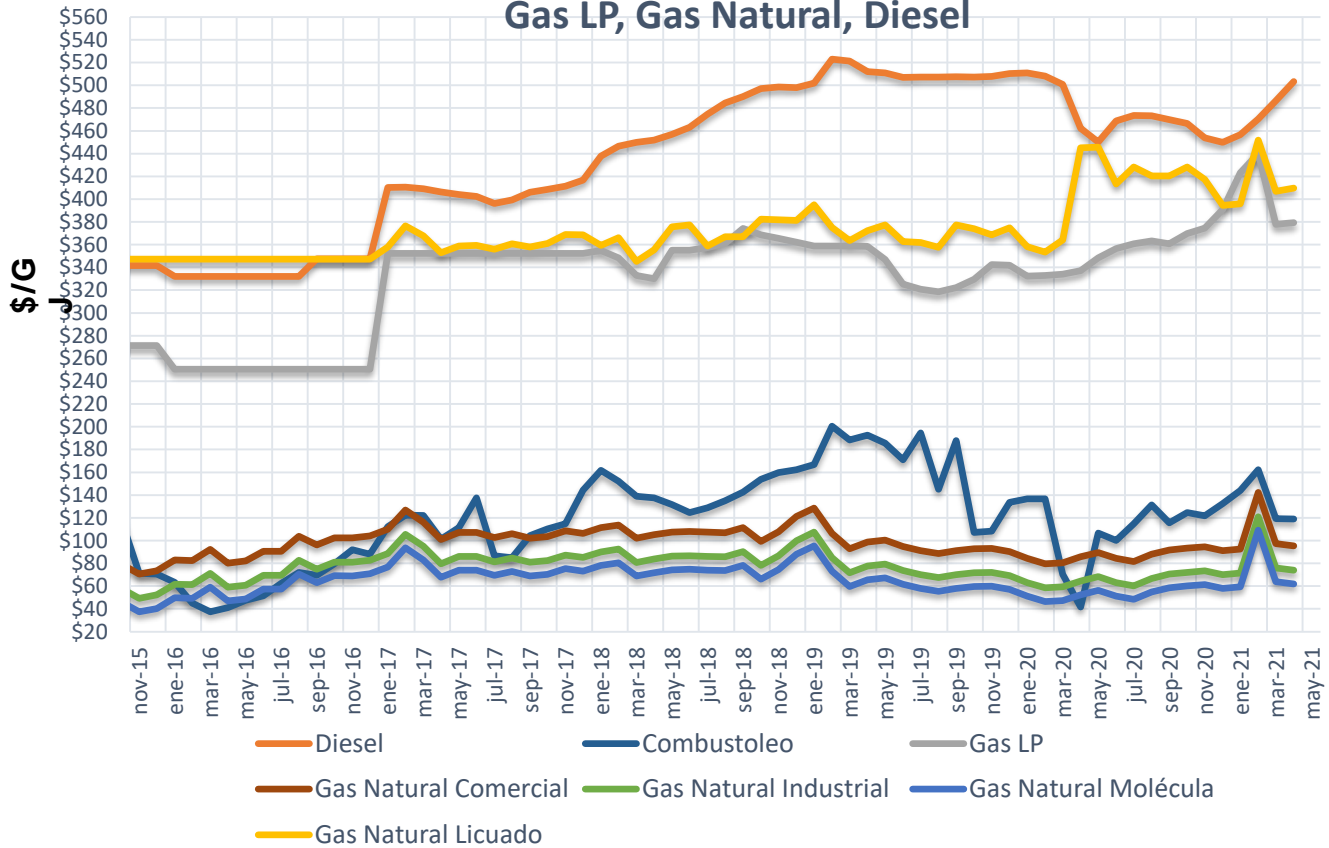
MARZO 2021

VPM Zona 3 Kinder Morgan Border, Tennessee Gas Pipeline, Ramones, Texas Eastern Transmisión Pipeline, Energy Transfer	\$58.61 MXN/GJ	↓ -3.57%
VPM Zona 3 Gloria a Dios	\$55.62 MXN/GJ	↓ -7.18%
VPM Zona 3 Kinder Morgan Monterrey	\$55.95 MXN/GJ	↓ -3.78%
VPM Zona 3 Naco	\$58.67 MXN/GJ	↓ -6.80%
VPM Zona 3 Monclova, Inyburgos	\$58.61 MXN/GJ	↓ -3.57%



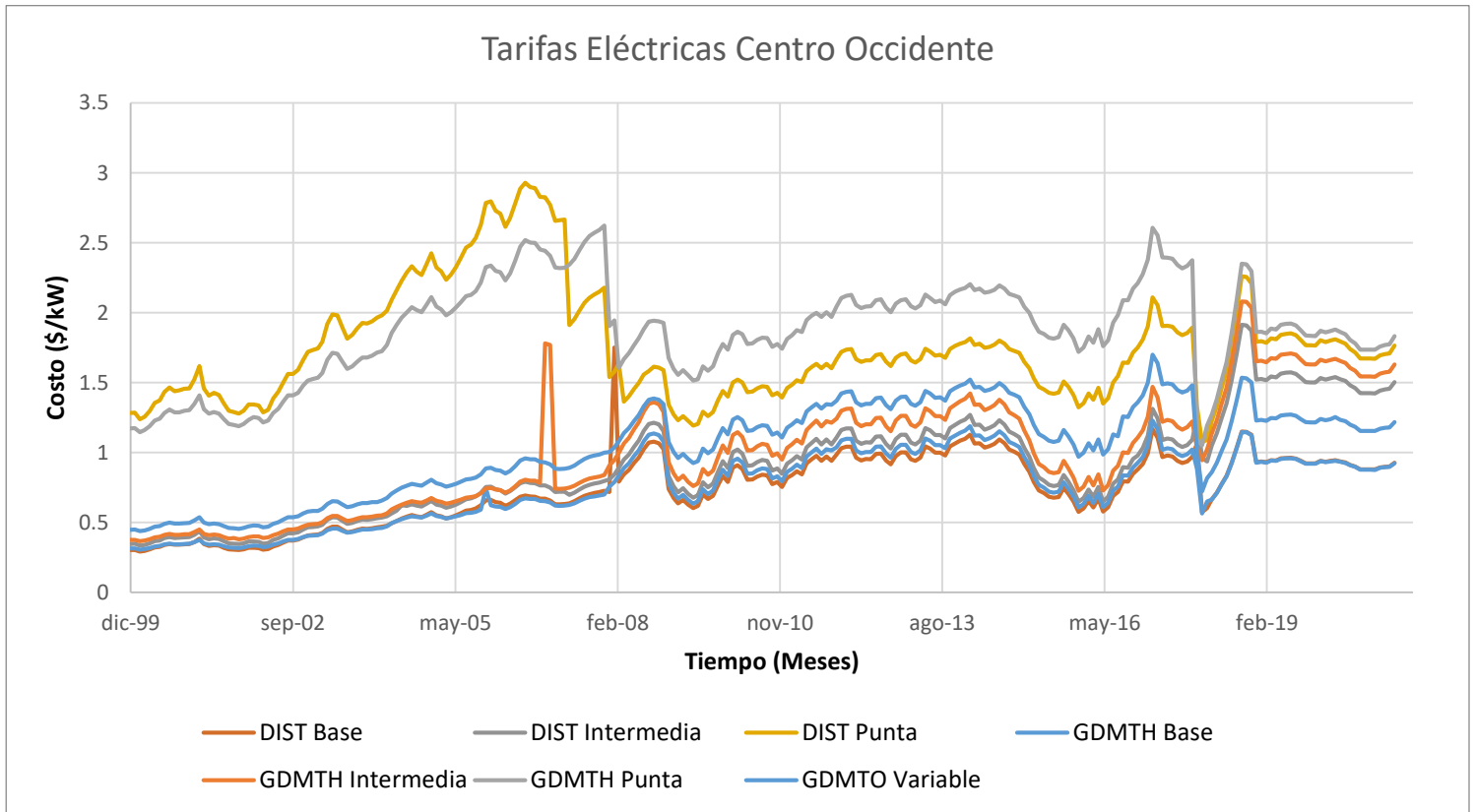
Abril 2021

Precios de combustibles Gas LP, Gas Natural, Diesel



Combustible	Precio (MXN/GJ)		
Gas Natural	\$91.74	↓	-2.04%
Gas LP	\$376.23	↓	-0.40%
Diésel	\$470.38	↓	-3.48%
Combustóleo	\$118.14	↑	0.28%
Gas Natural Licuado	\$4395.13	↓	-0.66%

Abril 2021



Combustible	Precio (MXN/kWh)		
GDMTH Base	\$ 0.9238	↑	2.96%
GDMTH Intermedia	\$ 1.6299	↑	3.30%
GDMTH Punta	\$ 1.8330	↑	3.35%
GDMTH Capacidad	\$ 335.88	↑	3.75 %
GDMTH Variable	\$ 1.2170	↑	0.28%
GDMTH Capacidad	\$254.89	↑	3.75%
DIST Base	\$ 0.9271	↑	2.97%
DIST Intermedia	\$ 1.5030	↑	3.26%
DIST Punta	\$ 1.7657	↑	3.34%
DIST Capacidad	\$ 344.22	↑	3.75 %